




**KAPAK - ÇEKMECE  
BOY KULP PROFİLLERİ  
Door - Drawer Vertical Handle**

# Kapak-Çekmece Boy Kulpları


Door - Drawer Vertical Handle

7001 - Kulp / Handle



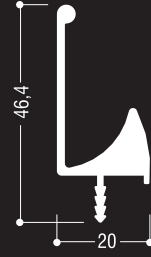
Mt / Gr 285

7002 - Kulp / Handle



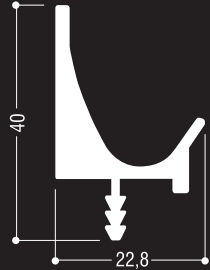
Mt / Gr 290

7003 - Kulp / Handle



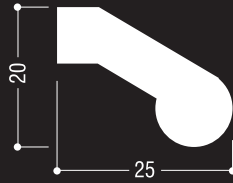
Mt / Gr 570

7004 - Kulp / Handle



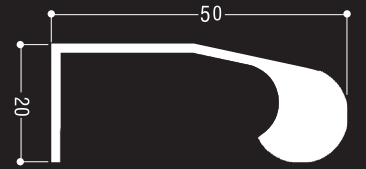

Mt / Gr 575

7005 - Kulp / Handle



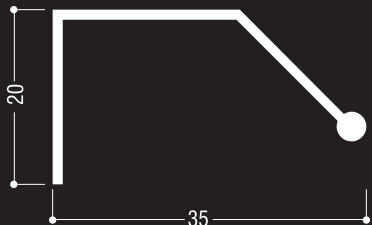

Mt / Gr 625

7006 - Kulp / Handle



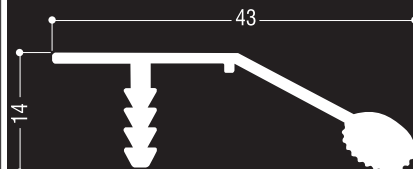

Mt / Gr 712

7007 - Kulp / Handle




Mt / Gr 220

7008 - Kulp / Handle



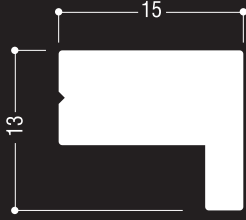

Mt / Gr 385

7009 - Kulp / Handle



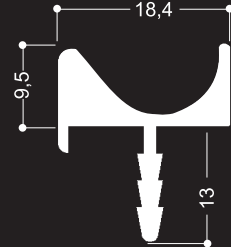
Mt / Gr 525

7010 - Kulp / Handle



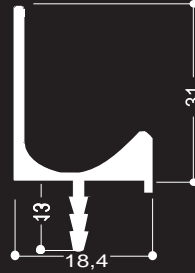
Mt / Gr 355

7011 - Kulp / Handle



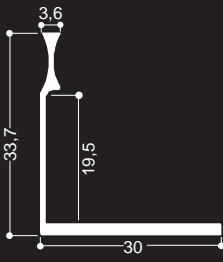
Mt / Gr 335

7012 - Kulp / Handle



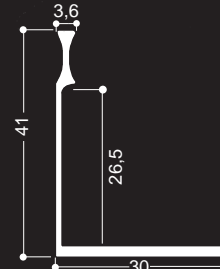

Mt / Gr 420

7013 - Kulp / Handle



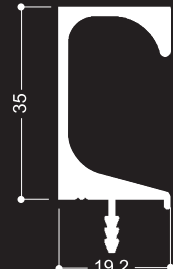
Mt / Gr 290

7014 - Kulp / Handle



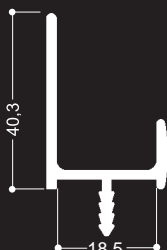
Mt / Gr 310

7015 - Kulp / Handle





Mt / Gr 563

7016 - Kulp / Handle



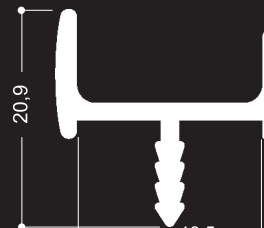

Mt / Gr 305

7017 - Kulp / Handle



Mt / Gr 387

7018 - Kulp / Handle

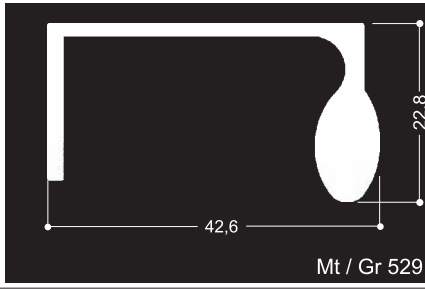



Mt / Gr 213

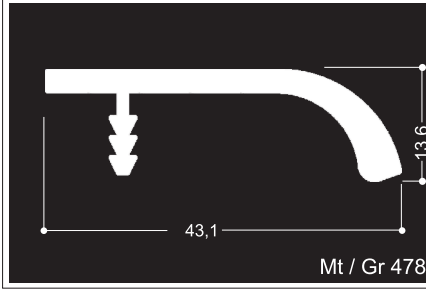
# Kapak-Çekmece Boy Kulpları

Door - Drawer Vertical Handle

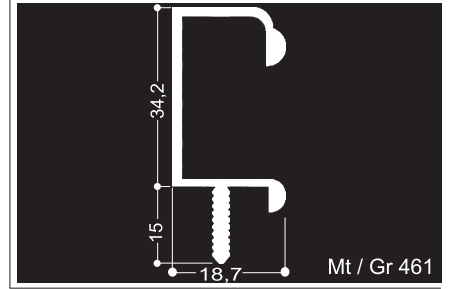
7019 - Kulp / Handle



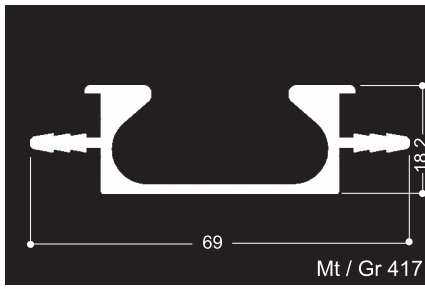
7020 - Kulp / Handle



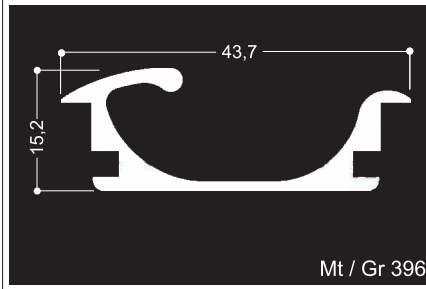
7021 - Kulp / Handle



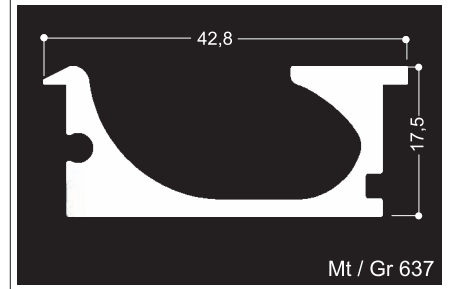
7022 - Kulp / Handle



7023 Kulp / Handle



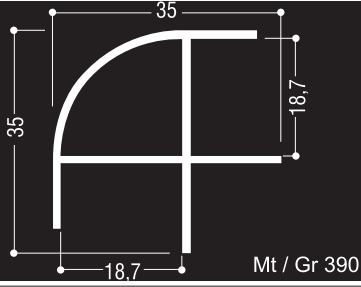
7024 - Kulp / Handle



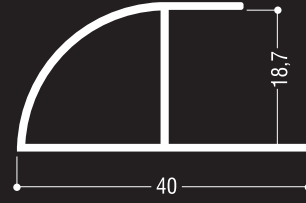
# Sunta Dönüş Birleştirme Profilleri

## Chipboard Curve Joint Profiles

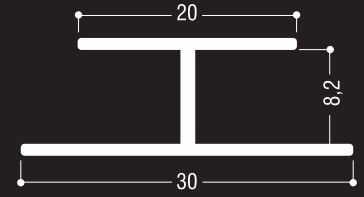

SD - 101



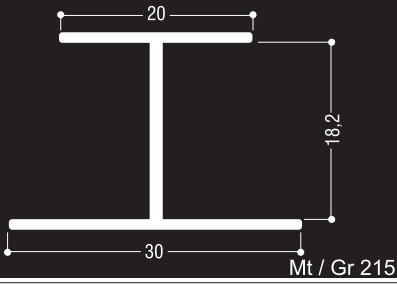
SD - 102



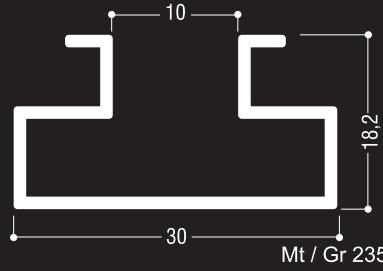

SD - 103



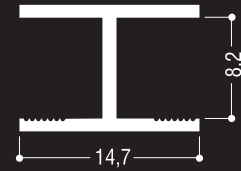

SD - 104



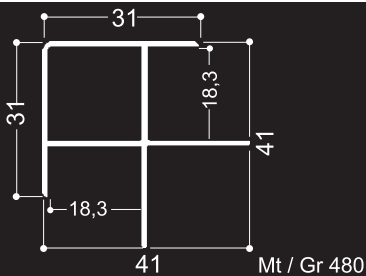
SD - 105



SD - 106



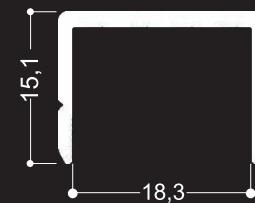

SD - 107



SD - 108


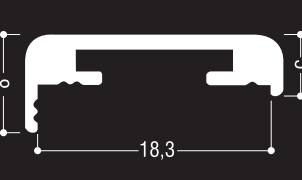

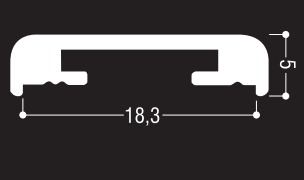

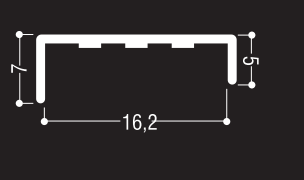

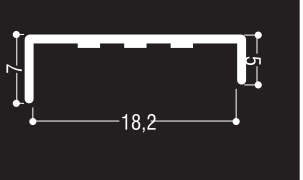

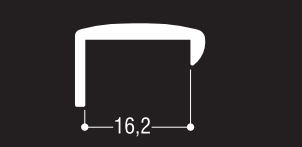

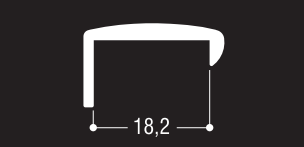

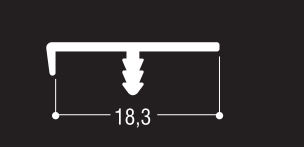

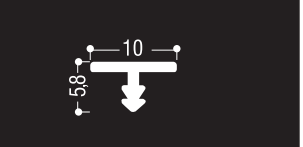

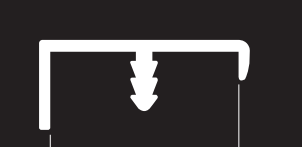

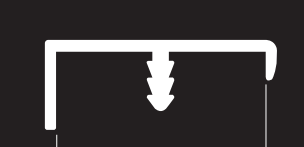














SD - 109



# Sunta Kenar Kapama Çıtaları

Chipboard Side Cover Laths

<p>2001 A - Sunta Profili</p>   <p>Mt / Gr 160</p>	<p>2002 - Sunta Profili</p>   <p>Mt / Gr 150</p>	<p>2003 - U Çıta (16mm)</p>   <p>Mt / Gr 100</p>	<p>2004 - U Çıta (18mm)</p>   <p>Mt / Gr 090</p>
<p>2005 - U Çıta (16mm)</p>   <p>Mt / Gr 185</p>	<p>2006 - U Çıta (18mm)</p>   <p>Mt / Gr 195</p>	<p>2007 A - F Çıta</p>   <p>Mt / Gr 095</p>	<p>2008 - T Çıta</p>   <p>Mt / Gr 065</p>
<p>2009 - F Çıta (16mm)</p>   <p>Mt / Gr 110</p>	<p>2010 - F Çıta (18mm)</p>   <p>Mt / Gr 115</p>	<p>2011 - F Çıta (20 mm)</p>   <p>Mt / Gr 120</p>	<p>2012 - F Çıta (22mm)</p>   <p>Mt / Gr 125</p>
<p>2013 A - T Çıta</p>   <p>Mt / Gr 090</p>	<p>2014 B - T Çıta</p>   <p>Mt / Gr 105</p>	<p>2015 - Lama</p>   <p>Mt / Gr 040</p>	<p>2016 Lama</p>   <p>Mt / Gr 070</p>

# Sunta Dönüş Birleştirme Profilleri

## Chipboard Curve Joint Profiles

